




MF710 / MF720 Hemispherical Array for Sound Power

Features:

- Meet the requirement of GB/T 6882, ISO 3745, GB/T 18313, ISO 7779
- Microphone can be moving along the track to meet the 10 and 20 microphone method
- Various type microphones with 1/2" preamplifier could be mount
- It can be fixed on the ground or can be hung and installed as a whole
- Easy to assumable, light weight and compact structure, supplied with professional shipping case
- Suitable for sound power measurement in laboratory and outdoor



Applications:

- Sound power measurement in hemi-anechoic room

Introduction

MF710 / MF720 are hemispherical array designed by BSWA for sound power measurement.

MF710 meet the requirement of 10 microphone method according to GB 6882-1986, ISO 3745:1977, GB/T 18313-2001 and ISO 7779:2010. **MF720** meet the requirement of 20 microphone method according to GB/T 6882-2016, ISO 3745:2012.

MF710 / MF720 were designed as small, light and easy to assemble fixture. Microphone can be mounting on the hemispherical surface very quickly and accurately, so that in accordance with the standard requirements for sound power measurement becomes very easy. BSWA also provide multi-channel data acquisition device and software to working together with the fixture for sound power measurement.

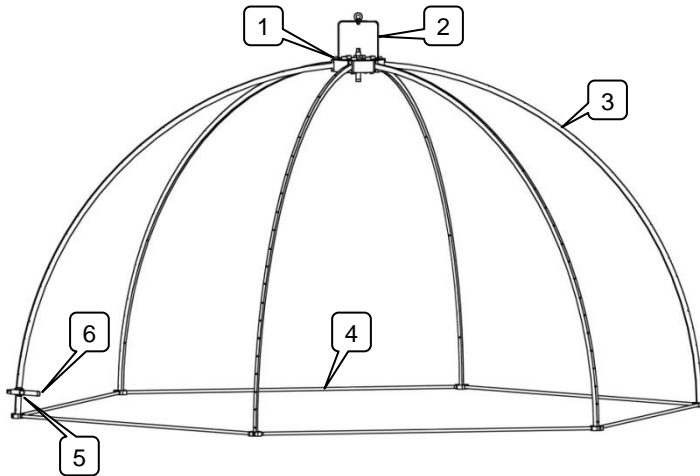
Specifications

Type	MF710-XX ¹	MF720-XX ¹
Standard	GB 6882-1986, ISO 3745:1977 GB/T 18313-2001, ISO 7779:2010	GB/T 6882-2016, ISO 3745:2012
Application	10 Microphone for Sound Power	20 Microphone for Sound Power
Microphone	1/2" Microphone	
Radius	Optional: 1m / 1.5m / 2m	
Weight (only hemispherical array)	-10: 6.8kg / -15: 10.9kg / -20: 17.7kg	-10: 6.8kg / -15: 10.9kg / -20: 17.7kg
Shipping Case Dimension (mm)	-10: W1565 X H165 X D417 -15: W2266 X H165 X D566 -20: W1416 X H 225X D417	

Note 1: -XX is the radius of fixture. -10 = radius 1m, -15 = radius 1.5m, -20 = radius 2m

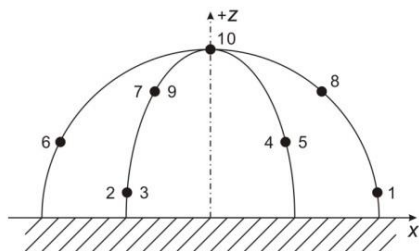
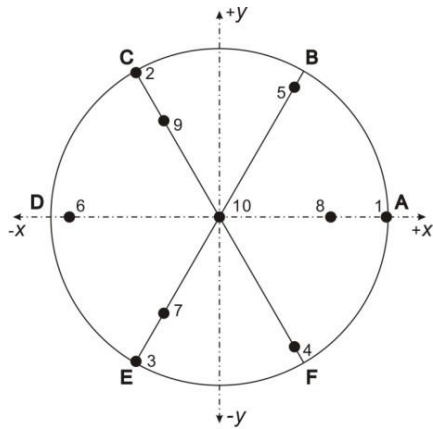


Overall Assembly

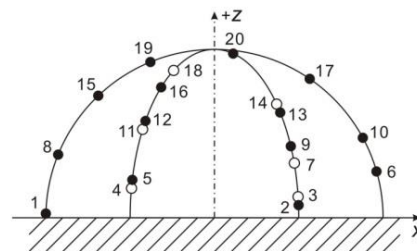
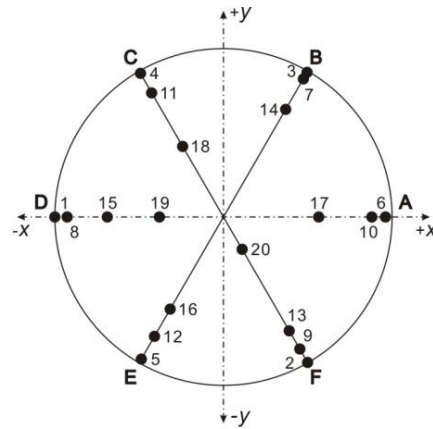


1	Hang Unit
2	Central Plate
3	Track
4	Fixing Ring
5	FC002 Microphone Fixing Connector
6	Microphones

Position of Microphones



Position of 10 Microphones



Position of 20 Microphones

